

Scaled data based on original data using
LM-79-08 Approved Method: Electrical and Photometric Measurements of Solid-
State Lighting Products

Test Report Prepared for
Cooper Lighting Solutions
(formerly Eaton)

Brand: McGRAW-EDISON

Report Number: P943103

Luminaire Tested: **GALN-SB7B-935-U-T1**

Issue Date: 1/21/2025

Test Information

Test Method: LM-79-08
Report Number: P943103
TEST IS SCALED FROM IESNA LM-79-08 TEST DATA (G2-2405-108-2)
Test Lab: INNOVATION CENTER
Issue Date: 1/21/2025
Manufacturer: COOPER LIGHTING SOLUTIONS (FORMERLY EATON)
Product Line: MCGRAW-EDISON
Catalog Number: GALN-SB7B-935-U-T1
Description: GALLEON AREA AND ROADWAY HIGH DENSITY LED LUMINAIRE
(7) 90 CRI, 3500K, 450mA LIGHTSQUARES WITH 26 LEDS EACH AND TYPE I OPTICS
Light Source: -
Ballast/Driver: -

Summary

Lumens per Lamp: N/A
Luminaire Lumens: 27559 lumens
Efficiency: N/A
Efficacy: 107.4 lumens/watt
Luminous Opening: Rectangular (W 1.5' x L: 1.5' x H: 0')
IES Classification: Type I - Short
BUG Rating: B5 - U0 - G5

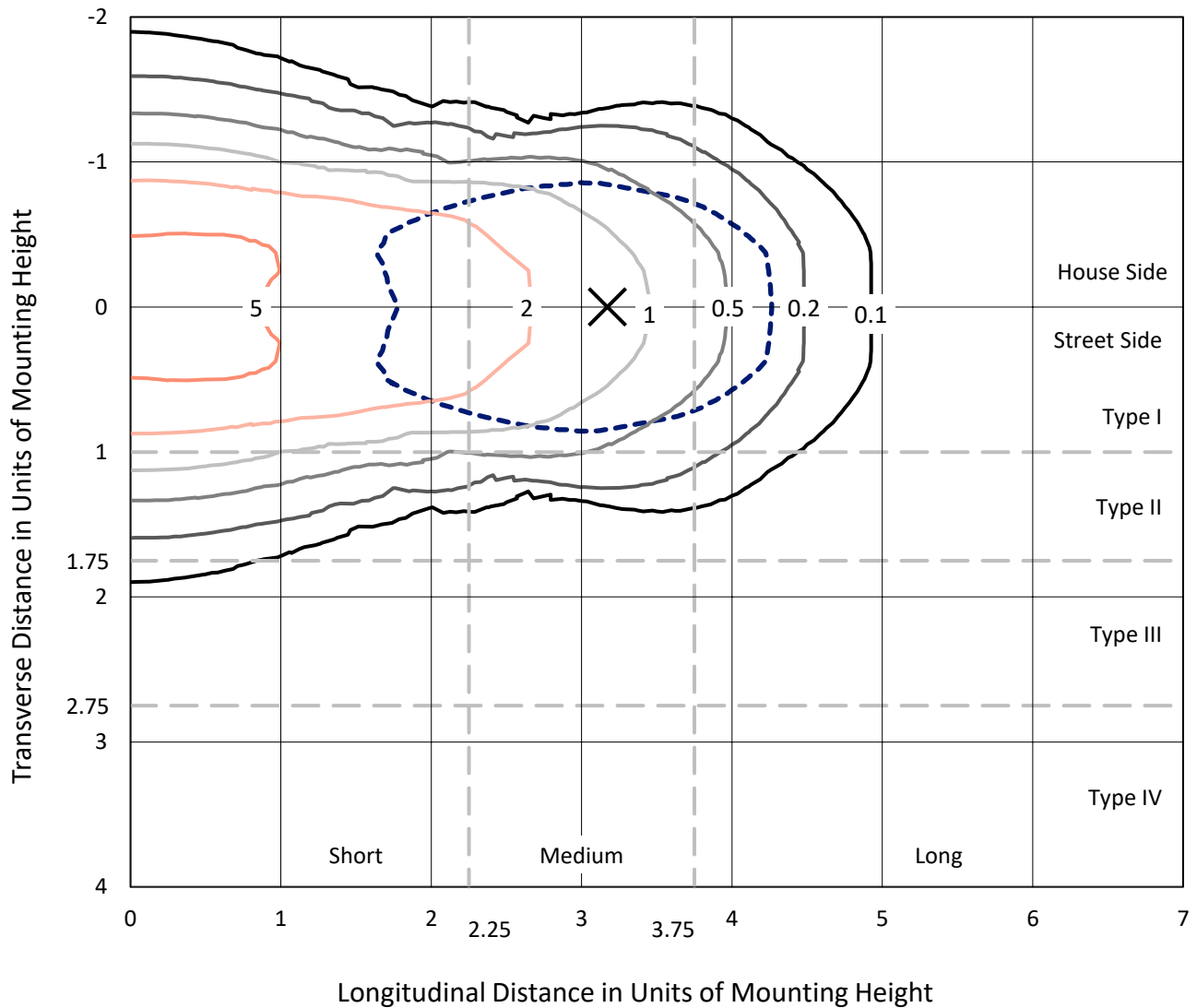
Input Watts (W): 256.7
Input Voltage (V): NR
Input Current (Ain): NR
Voltage Rise (V): NR
Power Factor: NR
Total Harmonic Distortion (THDi): NR
Frequency (hertz): 60
Stabilization Time: NR
Operation Time: NR
Ambient Temperature (°C): NR
Test Distance: 24 FT



REPORT NUMBER: P943103
 CATALOG NUMBER: GALN-SB7B-935-U-T1

Iso-Footcandle Lines of Horizontal Illumination

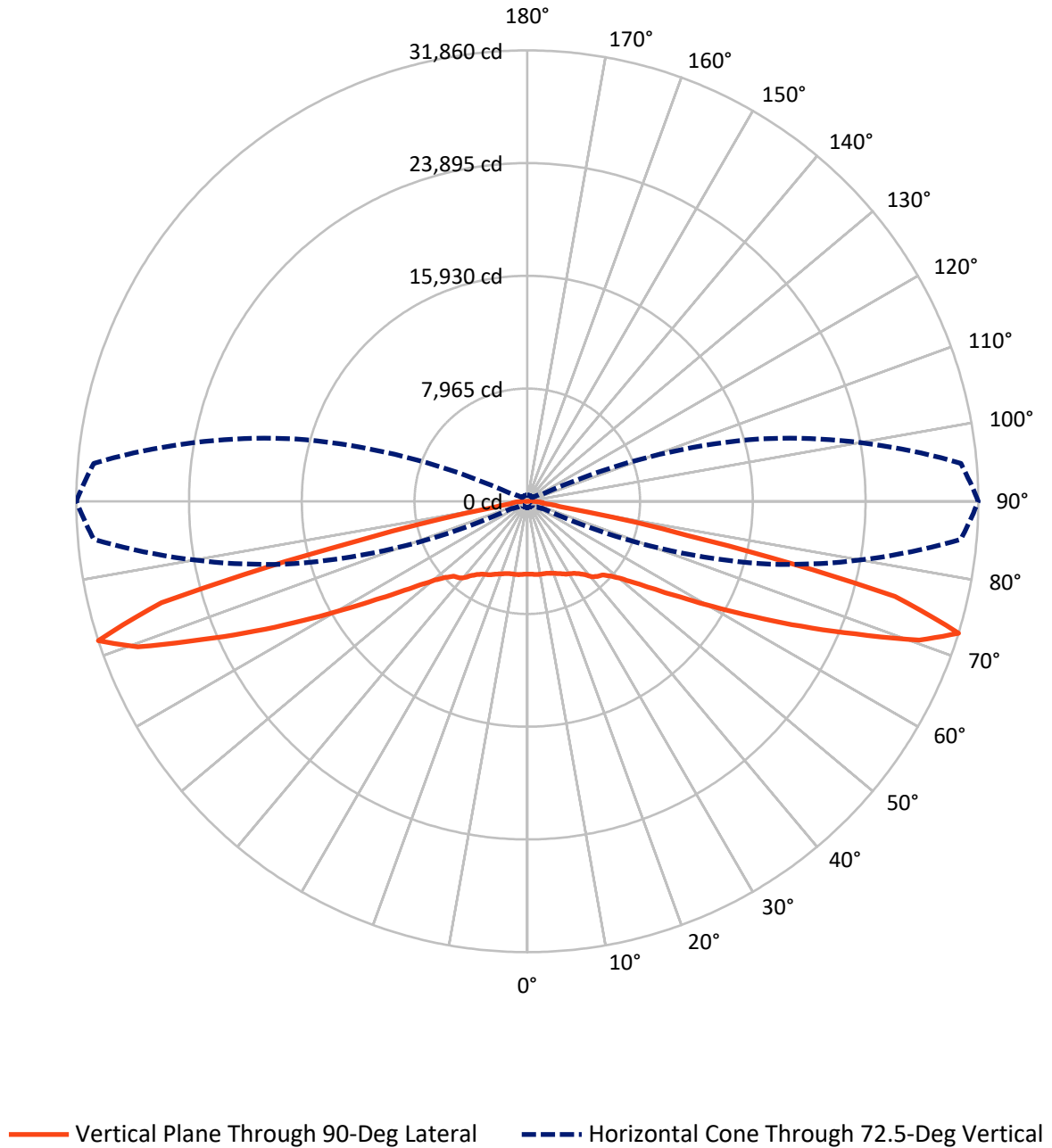
× Max cd
 - - - 1/2 Max cd



Based on 25 foot mounting height. Maximum calculated value = 8.2 fc
 Type I - Short - N/A

REPORT NUMBER: P943103
CATALOG NUMBER: GALN-SB7B-935-U-T1

Luminous Intensity Polar Plot



REPORT NUMBER: P943103
 CATALOG NUMBER: GALN-SB7B-935-U-T1

FLUX DISTRIBUTION:

		Downward	Upward	Total
House Side	Lumens	13779.5	0.0	13779.5
	% Fixture	50.0	0.0	50.0
Street Side	Lumens	13779.5	0.0	13779.5
	% Fixture	50.0	0.0	50.0
Total	Lumens	27559.0	0.0	27559.0
	% Fixture	100.0	0.0	100.0

ZONAL LUMENS:

Zone	Lumens	% Fixture
0°-10°	499.3	1.8
10°-20°	1526.7	5.5
20°-30°	2545.7	9.2
30°-40°	3501.1	12.7
40°-50°	4275.8	15.5
50°-60°	4945.4	17.9
60°-70°	5896.6	21.4
70°-80°	4115.5	14.9
80°-90°	252.8	0.9
90°-100°	0.0	0.0
100°-110°	0.0	0.0
110°-120°	0.0	0.0
120°-130°	0.0	0.0
130°-140°	0.0	0.0
140°-150°	0.0	0.0
150°-160°	0.0	0.0
160°-170°	0.0	0.0
170°-180°	0.0	0.0
0°-90°	27559.0	100.0
0°-180°	27559.0	100.0

Coefficient of Utilization



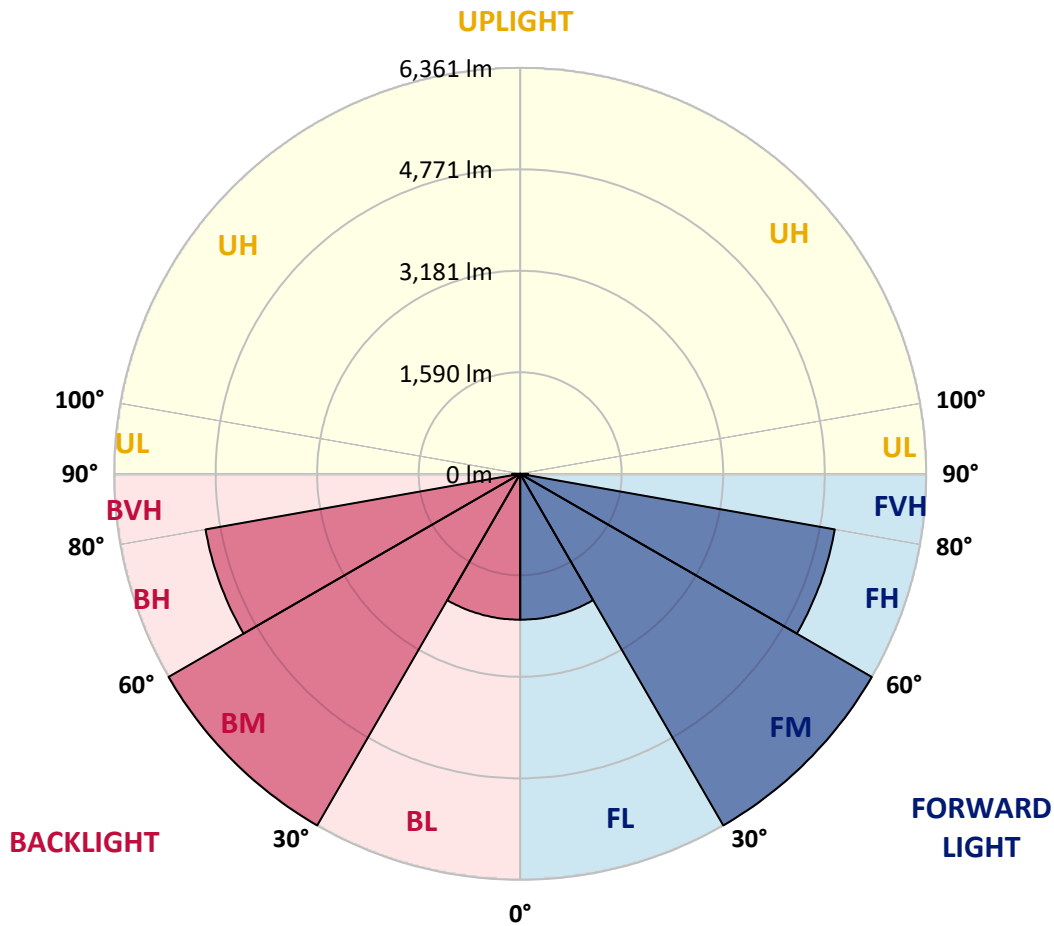
REPORT NUMBER: P943103
 CATALOG NUMBER: GALN-SB7B-935-U-T1

LUMINAIRE CLASSIFICATION SYSTEM LUMEN TABLE AND BUG RATING:

Zone	Lumens	% Fixture	Zone Rating/Lumen Limit		
			B	U	G
FL (0°-30°)	2285.9	8.3			
FM (30°-60°)	6361.2	23.1			
FH (60°-80°)	5006.0	18.2			G3/7500
FVH (80°-90°)	126.4	0.5			G2/225
BL (0°-30°)	2285.9	8.3	B3/2500		
BM (30°-60°)	6361.2	23.1	B4/8500		
BH (60°-80°)	5006.0	18.2	B5		G5
BVH (80°-90°)	126.4	0.5			G2/225
UL (90°-100°)	0.0	0.0		U0/0	
UH (100°-180°)	0.0	0.0		U0/0	

BUG Rating: B5-U0-G5

Type I Short



REPORT NUMBER: P943103
 CATALOG NUMBER: GALN-SB7B-935-U-T1

CANDELA DISTRIBUTION (FULL):

	0°	5°	15°	25°	35°	45°	55°	65°	75°	85°
0°	5149.7	5149.7	5149.7	5149.7	5149.7	5149.7	5149.7	5149.7	5149.7	5149.7
2.5°	5154.1	5159.9	5159.9	5155.5	5165.8	5157.0	5157.0	5152.6	5157.0	5152.6
5°	5180.4	5187.8	5190.7	5189.2	5202.4	5195.1	5195.1	5189.2	5190.7	5186.3
7.5°	5230.2	5240.5	5246.4	5253.7	5272.7	5263.9	5258.1	5240.5	5233.2	5221.5
10°	5246.4	5258.1	5277.1	5315.2	5359.1	5360.6	5343.0	5299.1	5265.4	5239.0
12.5°	5196.6	5212.7	5252.2	5329.8	5428.0	5467.5	5439.7	5366.5	5300.5	5253.7
15°	5133.6	5151.2	5211.2	5328.4	5473.4	5565.6	5562.7	5466.1	5360.6	5287.4
17.5°	5035.4	5053.0	5139.4	5303.5	5508.5	5660.9	5701.9	5602.3	5454.3	5356.2
20°	4858.2	4874.3	4994.4	5224.4	5520.2	5761.9	5868.8	5781.0	5596.4	5463.1
22.5°	4628.3	4653.2	4793.8	5088.2	5492.4	5867.4	6059.2	5999.2	5761.9	5577.4
25°	4382.2	4408.6	4572.6	4921.2	5420.6	5943.5	6284.8	6246.7	5949.4	5719.4
27.5°	4169.8	4197.7	4376.4	4755.7	5309.3	5972.8	6507.4	6526.5	6176.4	5876.2
30°	4002.9	4029.2	4219.6	4622.4	5165.8	5943.5	6702.2	6834.0	6407.8	6012.4
32.5°	3819.8	3853.5	4054.1	4459.8	4995.9	5873.2	6872.1	7166.5	6675.8	6158.8
35°	3588.4	3619.1	3830.0	4237.2	4773.3	5760.4	7014.2	7535.6	7059.6	6381.5
37.5°	3307.2	3336.5	3545.9	3958.9	4552.1	5602.3	7122.6	7951.6	7516.6	6702.2
40°	3024.5	3052.3	3248.6	3648.4	4287.0	5400.1	7160.6	8358.7	8040.9	7143.1
42.5°	2765.2	2790.1	2970.3	3342.3	3989.7	5142.4	7110.8	8713.2	8511.0	7450.6
45°	2526.5	2548.5	2708.1	3055.2	3680.7	4828.9	6961.5	9094.0	9070.5	7670.3
47.5°	2254.1	2276.1	2441.6	2777.0	3371.6	4461.3	6708.1	9468.9	9848.3	8168.3
50°	1921.6	1940.7	2110.6	2456.2	3050.9	4070.2	6356.6	9763.3	10829.6	8922.6
52.5°	1527.6	1548.1	1713.6	2059.3	2670.0	3649.9	5893.7	9955.2	11963.2	10024.0
55°	1136.6	1151.2	1294.7	1605.3	2198.4	3171.0	5313.7	10009.4	13249.2	11529.7
57.5°	824.6	833.4	925.7	1157.1	1666.8	2571.9	4609.2	9868.8	14779.7	13460.1
60°	667.9	670.8	698.6	801.2	1158.5	1895.2	3758.3	9385.4	16440.6	15948.5
62.5°	606.4	606.4	613.7	641.5	783.6	1250.8	2728.6	8383.6	18221.6	19093.1
65°	563.9	563.9	566.8	580.0	618.1	796.8	1722.4	6752.0	19722.9	22776.7
67.5°	525.8	527.3	525.8	530.2	552.2	588.8	998.9	4663.4	20531.4	26593.6
70°	486.3	489.2	481.9	481.9	499.4	500.9	625.4	2557.3	19860.6	29792.3
72.5°	439.4	443.8	432.1	429.1	442.3	436.5	470.2	1227.4	17051.4	30747.3
75°	398.4	404.2	377.9	370.6	370.6	366.2	382.3	629.8	11066.9	25082.0
77.5°	361.8	373.5	331.0	307.6	301.7	288.5	312.0	385.2	4840.7	11775.7
80°	298.8	314.9	272.4	244.6	234.3	219.7	246.1	269.5	1439.7	2734.5
82.5°	222.6	229.9	193.3	174.3	165.5	155.3	184.5	187.5	468.7	968.1
85°	142.1	145.0	118.6	102.5	98.1	93.7	117.2	102.5	178.7	711.8
87.5°	49.8	57.1	45.4	41.0	43.9	36.6	54.2	30.8	49.8	502.4
90°	0.0	0.0	0.0	0.0	0.0	0.0	0.0	0.0	0.0	0.0

(END C

90°

5149.7
5152.6
5186.3
5221.5
5234.6
5246.4
5275.6
5340.1
5438.2
5543.7
5672.6
5826.4
5940.6
6068.0
6280.4
6567.5
6999.5
7266.1
7421.4
7881.3
8562.3
9580.2
10974.6
12761.4
15068.3
17914.1
21285.7
24983.9
29369.1
31860.4
26827.9
11531.1
2618.8
1094.1
1034.0
622.5
0.0

OF REPORT)